

Public Document Pack



Town Hall
Trinity Road
Bootle
L20 7AE

To:

The Chair and Members of the Overview and
Scrutiny Committee

Date: 16 February 2023
Our Ref:
Your Ref:

Contact: Debbie Campbell
Contact Number: 0151 934 2254
Fax No: 0151 934 2034
e-mail: debbie.campbell@sefton.gov.uk

Dear Councillor

OVERVIEW AND SCRUTINY COMMITTEE (ADULT SOCIAL CARE AND HEALTH) - TUESDAY 21ST FEBRUARY, 2023

I refer to the agenda for the above meeting and now enclose an updated version of Agenda Item 11. The version previously provided should be disregarded.

Agenda No.	Item
11.	NHS Cheshire and Merseyside, Sefton - Health Provider Performance Dashboard (Pages 3 - 8) Report of the Sefton Place Director, NHS Cheshire and Merseyside

Yours faithfully,

Democratic Services

This page is intentionally left blank







Main Provider Performance December 2022

The following slides present performance against key strategic, NHS constitution, quality and safety indicators for the main providers the Sefton Place commission from.

Page 3

Time periods vary for the indicators presented, and are indicated in the tables.

Key Performance Area	Time Period	Performance	C&M	National	Target	Trend
A&E 4 hour Waits, All Types (Southport & Ormskirk)	Dec-22	70.75%	69.60%	65.05%	95%	
Cancer 2 Week Waits (Southport & Ormskirk)	Dec-22	91.30%	76.44%	80.29%	93%	
Cancer 62 Day - Screening (Southport & Ormskirk)	Dec-22	No patients 0%	86.14%	73.00%	90%	
Cancer 31 Day 1st Treatment (Southport & Ormskirk)	Dec-22	87.72%	95.81%	92.67%	96%	
RTT -18 Weeks Incomplete (Southport & Ormskirk) snapshot	Dec-22	60.95%	54.15%	58.02%	92%	
C.Difficile (Southport & Ormskirk) cumulative YTD	Dec-22	38	-	-	2022-23 Target <=49	
MRSA (Southport & Ormskirk) cumulative YTD	Dec-22	0	-	-	zero tolerance	
Stroke (80% of Pts spending 90% of time on Stroke Unit, Southport & Ormskirk)	Oct-22	63.20%	-	-	80%	
% TIA assessed and treated within 24 hours (Southport & Ormskirk)	Nov-22	62.50%	-	-	60%	
Ambulance Category 1 Mean 7 minute response time (NS Place Level)	Dec-22	00:11:47	00:09:58 (NWAS)	00:10:57	<=7 Minutes	
Ambulance Category 1 90th Percentile 15 minute response time (NS Place Level)	Dec-22	00:23:43	00:16:56 (NWAS)	00:19:25	<=15 Minutes	
Ambulance Category 2 Mean 18 minute response time (NS Place Level)	Dec-22	02:00:56	01:12:11 (NWAS)	01:32:54	<=18 Minutes	
Ambulance Category 2 90th Percentile 40 minute response time (NS Place Level)	Dec-22	04:18:22	02:45:19 (NWAS)	03:41:48	<=40 Minutes	
Ambulance Category 3 90th Percentile 120 minute response time (CCG Level)	Dec-22	16:08:44	12:54:30 (NWAS)	11:05:56	<=120 Minutes	
Ambulance Category 4 90th Percentile 180 minute response time (NS Place Level)	Dec-22	19:42:45	15:56:10 (NWAS)	11:39:08	<=180 Minutes	
Mental Health: Care Programme Approach (Quarterly) E.B.S.3 (NS Place Level)	Qtr 2 Sep-22	85.7%	-	-	80%	
Mental Health: IAPT 16.8% Access (NS Place Level)	Dec-22	0.67%	-	-	1.59% per month Qtr 1-3 1.83% per month Qtr 4	
Mental Health: IAPT 50% Recovery (NS Place Level)	Dec-22	51.5%	-	-	50%	
Mental Health: IAPT waiting <6 weeks (NS Place)	Dec-22	58.0%	-	-	75%	
Mental Health: IAPT waiting <18 weeks (NS Place)	Dec-22	100.0%	-	-	90%	

Measure	Time Period	Southport & Ormskirk	C&M	National (Target)	Trend
Inpatient – Response Rate	Dec-22	33.2%	24.5%	17.5%	
Inpatient Recommended	Dec-22	93.0%	94.0%	94.0%	
Inpatient Not Recommended	Dec-22	4.0%	3.0%	3.0%	
A&E – Response Rate	Dec-22	20.9%	15.4%	9.5%	
A&E Recommended	Dec-22	82.0%	73.0%	73.0%	
A&E Not Recommended	Dec-22	13.0%	19.0%	19.0%	

Key Performance Area	Time Period	Performance	C&M	National	Target	Trend
A&E 4 hour Waits, All Types (LUHFT)	Dec-22	61.95%	69.60%	65.05%	95%	
Cancer 2 Week Waits (LUHFT)	Dec-22	48.37%	76.44%	80.29%	93%	
Cancer 62 Day - Screening (LUHFT)	Dec-22	83.33%	86.14%	73.00%	90%	
Cancer 31 Day 1st Treatment (LUHFT)	Dec-22	94.82%	95.81%	92.67%	96%	
RTT -18 Weeks Incomplete (LUHFT) Snapshot	Dec-22	46.90%	54.15%	58.02%	92%	
C.Difficile (LUHFT) cumulative YTD	Dec-22	145	-	-	2022-23 Target <=134	
MRSA (LUHFT) cumulative YTD	Dec-22	2	-	-	zero tolerance	
Stroke (80% of Pts spending 90% of time on Stroke Unit) (LUHFT)	Qtr 2 Sep-22	50.6%	-	-	80%	
% TIA assessed and treated within 24 hours (LUHFT)	Dec-22	-	-	-	60%	
Ambulance Category 1 Mean 7 minute response time (SS Place Level)	Dec-22	00:10:08	00:09:58 (NWAS)	00:10:57	<=7 Minutes	
Ambulance Category 1 90th Percentile 15 minute response time (SS Place Level)	Dec-22	00:17:42	00:16:56 (NWAS)	00:19:25	<=15 Minutes	
Ambulance Category 2 Mean 18 minute response time (SS Place Level)	Dec-22	02:13:26	01:12:11 (NWAS)	01:32:54	<=18 Minutes	
Ambulance Category 2 90th Percentile 40 minute response time (SS Place Level)	Dec-22	04:28:01	02:45:19 (NWAS)	03:41:48	<=40 Minutes	
Ambulance Category 3 90th Percentile 120 minute response time (SS Place Level)	Dec-22	16:16:56	12:54:30 (NWAS)	11:05:56	<=120 Minutes	
Ambulance Category 4 90th Percentile 180 minute response time (SS Place Level)	Dec-22	21:36:46	15:56:10 (NWAS)	11:39:08	<=180 Minutes	
Mental Health: Care Programme Approach (Quarterly) E.B.S.3 (SS Place Level)	Qtr 2 Sep-22	100.0%	-	-	80%	
Mental Health: IAPT 16.8% Access (SS Place Level)	Dec-22	0.83%	-	-	1.59% per month Qtr 1-3 1.83% per month Qtr 4	
Mental Health: IAPT 50% Recovery (SS Place Level)	Dec-22	46.5%	-	-	50%	
Mental Health: IAPT waiting <6 weeks (SS Place)	Dec-22	61.0%	-	-	75%	
Mental Health: IAPT waiting <18 weeks (SS Place)	Dec-22	100.0%	-	-	90%	

Measure	Time Period	LUHFT	C&M	National (Target)	Trend
Inpatient – Response Rate	Dec-22	24.2%	24.5%	17.5%	
Inpatient Recommended	Dec-22	92.0%	94.0%	94.0%	
Inpatient Not Recommended	Dec-22	5.0%	3.0%	3.0%	
A&E – Response Rate	Dec-22	18.2%	15.4%	9.5%	
A&E Recommended	Dec-22	67.0%	73.0%	73.0%	
A&E Not Recommended	Dec-22	23.0%	19.0%	19.0%	

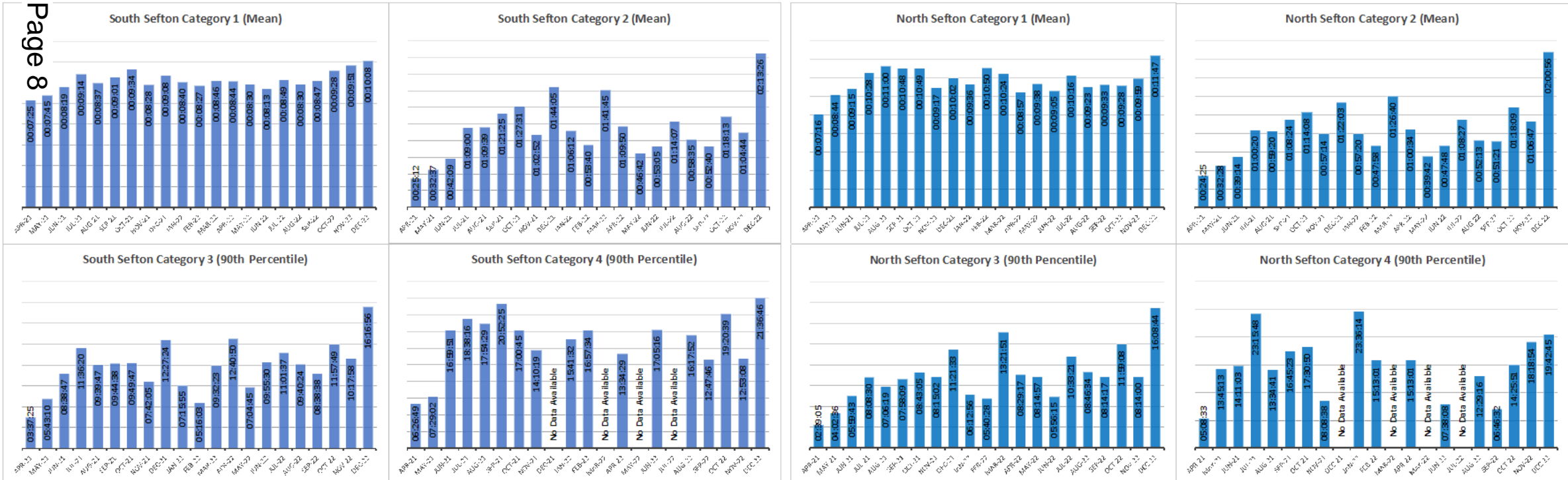
Section VII: NNAS – Paramedic Emergency Services (PES) Summary

Data Source: Provider Level (NNAS)

Dashboard **Key** Risk Data ▲ Low ● Published ▲ Moderate □ Local ▲ High ✖ Not available

Dec-22	Cat 1 (Mean)	Cat 2 (Mean)	Cat 3 (90th Percentile)	Cat 4 (90th Percentile)
Target	00:07:00	00:18:00	02:00:00	03:00:00
South Sefton	00:10:08	02:13:26	16:16:56	21:36:46
North Sefton	00:11:47	02:00:56	16:08:44	19:42:45
NNAS	00:09:58	01:12:11	12:54:30	16:56:10
Risk	▲	▲	▲	▲
Data	Published	Published	Published	Published

Performance Charts



Page 8